



University of New Haven

INTERNATIONAL SERVICES OFFICE

INTERNATIONAL STUDENT PRE-ARRIVAL GUIDE

2019–2020



CONTENTS

3 INTRODUCTION & INTERNATIONAL SERVICES

- 4 International Services Office (ISO) & Important Links
- 5-6 Preparing for your Arrival
- 7 Arrival in US and Check In
- 8-9 F-1/ J-1 Regulations



10 GETTING SETTLED

- 11-12 On-Campus Housing
- 13 Off-Campus Housing
- 14-15 Shopping
- 16 Connecticut Weather
- 17-18 Banking
- 19-20 Phone

21 TRANSPORTATION

- 22 University of New Haven Shuttle
- 23 CT Transit Buses

24 ADJUSTING TO LIFE AT UNIVERSITY OF NEW HAVEN

- 25-26 Academic Differences
- 27 Student Activities
- 28 On-Campus Employment
- 30 Welcome!

INTRODUCTION

Welcome to the University of New Haven! We are looking forward to welcoming to the University of New Haven community and helping you prepare for this experience. In addition to settling in and preparing to begin your studies, you will also be adjusting to and living in a culture that may be quite different from yours. This handbook is designed to answer some of the questions you may have prior to arriving at the University of New Haven.

We strongly recommend that you read it carefully and keep it for future reference. The International Services Office (ISO) is your office – the place you can come to with any kind of question, immigration-related or personal. Please feel free to utilize all resources available to you. We wish you success as you begin this new adventure!



Kathy Kautz de Arango
Executive Director (PDSO)
kkautz@newhaven.edu
203-932-7338



Dustin Baltis
SEVIS Coordinator (DSO)
dbaltis@newhaven.edu
203-932-7408



Tammy Chapman
Administrative Assistant
tchapman@newhaven.edu
203-932-7475

International Services Office

19 Ruden Street, Lower Level
Email: iso@newhaven.edu
Phone: +1-203-932-7475

Follow the ISO!

 iso@newhaven.edu

 [@iso.newhaven](https://www.facebook.com/iso.newhaven)

 [@iso_newhaven](https://www.instagram.com/iso_newhaven)

 [@iso_newhaven](https://twitter.com/iso_newhaven)


University of
New Haven
INTERNATIONAL
SERVICES OFFICE

THE INTERNATIONAL SERVICES OFFICE

The International Services Office advocates for and advises the international student population at the University of New Haven on U.S. immigration and visa-related issues. In addition to federally required immigration services, the ISO provides information, resources, immigration guidance, tips and advice that can help our international students succeed.

The ISO promotes and celebrates individuals in an intercultural environment. The ISO is a center where international students can seek advice on the intersection of academic and U.S. immigration regulations, as well as social and acculturation issues. In addition, the ISO provides orientations and workshops on topics of interest, such as immigration requirements, employment, and cross-cultural communication. Finally, the ISO exposes the University of New Haven community to the international population through the annual International Festival and other programs and events. Our overall vision is to foster global awareness throughout the University community.

IMPORTANT LINKS & RESOURCES:

- [MyCharger International Services webpage](#)
- [International Services Office- External webpage](#)
- [Graduate International Student Pre-Arrival Road Map](#)
- [Undergraduate International Student Pre-Arrival Road Map](#)
- [International Orientation course on Blackboard](#)



PREPARING FOR YOUR ARRIVAL

Students are strongly encouraged to review and follow the Graduate or Undergraduate Roadmaps for Admitted Students linked on Page 4. The checklist below summarizes the steps needed to make your transition to the University of New Haven as seamless as possible.

1. FINALIZE ADMISSIONS REQUIREMENTS

Submit any outstanding requirements, such as commitment deposits, final transcripts or other documentation. Communicate with your respective admissions office to make sure you are well-informed about everything that must happen between getting your I-20 and arriving to campus.

2. LOGIN USERNAME & PASSWORD

After you have paid your commitment deposit, you will be sent emails with your username and password. There are a number of things you will be able to do online when you log in to your MyCharger portal, including submit health forms, housing applications, register for courses and submit a photo for your campus ID card. You will find a link to MyCharger at the top right corner of the University website www.newhaven.edu. If you think you may have missed the emails, contact the admissions office.

3. HOUSING

Research and coordinate your on-campus or off-campus housing. Review the resources and links on pages 11-13 in this Pre-Arrival Guide.

4. HEALTH IMMUNIZATIONS & INSURANCE

Make sure you have all the right vaccinations and have submitted the **required health forms**. International students must take the University health insurance policy. Alternative policies are not accepted. Please communicate in advance if you have a spouse or children who will be accompanying you. Visit the **Health Insurance website** for more information.

5. PAY YOUR BILL

On the [Bursar's Office webpage](#) you will find various options for paying your bill, including an international wire transfer service, called Flywire. We recommend Flywire because it is a safe and effective way to send money. More information can be found on the [Flywire website](#).

Financial Aid options for international students are limited, but you can explore the [Financial Aid office website](#).

6. COMPLETE THE INTERNATIONAL ORIENTATION COURSE ON BLACKBOARD

All international students are required complete all modules and quizzes in the International Orientation course on Blackboard. You can login to MyCharger, click Blackboard on the top toolbar, and view the Orientation course on your homepage. It is a self-paced orientation filled with helpful resources about your immigration status, life as a student at University of New Haven, and more.

7. REGISTER FOR ORIENTATION

You will be required to attend the graduate or undergraduate student orientation program. Review the information on the website and register in advance. You are also strongly encouraged to attend the Welcome Luncheon and Visa Session to meet the ISO staff and other international students, receive important information regarding your visa and life as a student at University of New Haven.

8. MAKE TRAVEL ARRANGEMENTS

we advise international students to choose New York JFK as their arrival airport as this is the most convenient airport for international arrivals. Review the [travel information page](#) and make plans to arrive to the University of New Haven in time to attend required orientation sessions, as well as to find your housing. If you have requested on-campus housing or official graduate student housing, you will be told what day you can arrive. Contact your respective admissions office to inquire if any airport pick-up services have been scheduled for the days immediately preceding the orientations.

ARRIVAL IN THE U.S. & CHECK IN

All new F-1 and J-1 students must:

- Enter the United States no more than 30 days before the program of study begins.
- Complete Document Check-in with the International Services Office.
- Keep an eye out for information regarding the Document Check-In times and location. All students are strongly encouraged to take advantage of these check in times prior to the start of classes.

To ensure proper processing of SEVIS Registration, all international students must bring the following documents:

- Form I-20 (F-1) or DS-2019 (J-1)
- Passport
- F-1 or J-1 visa
- Most recent I-94 arrival record (After arriving in the U.S., visit this website and print the most recent I-94 or email it to iso@newhaven.edu. <https://i94.cbp.dhs.gov>)



F-1/J-1 VISA REGULATIONS

To maintain legal status in the U.S., international students must follow these federal regulations, state regulations, and University of New Haven policies. You are responsible to know and follow these rules and regulations.

International Services Office (ISO) staff is here to assist and advise students, but **your visa status during your University of New Haven program is your responsibility.** Maintaining legal status is extremely important. Falling out of status will make your student visa invalid, prohibit you from working, and make you ineligible for other F-1 or J-1 benefits.

As an F-1/J-1 international student, you must:

- 1.** Attend the institution listed on your I-20/ DS-2019.
- 2.** **Check in with the International Services Office** upon arrival at the University of New Haven to register your SEVIS record. This alerts the Department of Homeland Security (DHS) that you are an active student. You must report to the ISO within 15 days of the start of each semester. Failure to check-in with the ISO could result in delays with class registration, possible loss of legal status, and possible termination of SEVIS record.
- 3.** **Maintain full-time enrollment** in a course of study in each academic term. The minimum per semester is:
 - Undergraduates- 12 credits
 - Graduates- 9 credits
 - Summer term is optional
- 4.** If you cannot complete a full course of study due to extenuating medical or academic circumstances, you must be approved for a Reduced Course Load with the approval from your academic advisor and authorization in SEVIS from the ISO **BEFORE** you drop below full-time or take a leave of absence.
- 5.** **Make satisfactory progress** toward completion of your program and keep the I-20/DS-2019 valid at all times during your study.
- 6.** If you plan to graduate early or cannot complete your program by the program end date listed on the I-20/DS-2019, you must see the International Services Office to see if you are eligible to have your program date shortened or extended on your I-20. This must be completed **at least two weeks before** the I-20/DS-2019 program end date.

F-1/J-1 VISA REGULATIONS

7. **Report any changes to your name, address, or contact information** to the International Services Office within 10 days of the change by submitting the Address Update form on MyCharger. The ISO will use your University of New Haven email for all immigration updates. It is your responsibility to check your email frequently.
8. **Keep your passport valid 6 months into the future.** Contact your embassy to renew your passport well BEFORE the expiration date.
9. **Never accept employment off campus without authorization** from the International Services Office and the U.S. Citizenship and Immigration Services (USCIS), even if it is unpaid or an internship. Contact the ISO to determine if you are eligible for off-campus employment authorization in your field of study. Students cannot work off-campus in their first semester.
10. **Never work in an on campus position for more than 20 hours per week** while school is in session. Full-time (more than 20 hours per week) on-campus work is permitted during official university breaks and vacations.
11. Notify the ISO if you intend to transfer to another U.S.school.
12. **Submit your I-20/DS-2019 for a travel authorization** to the ISO at least 2 weeks before you leave the U.S. for vacation if you have the intent of returning to continue your studies.
13. **Report any changes to your major, program level, funding source** to ISO within 10 days of the change.
14. **Enroll in the required University health insurance plan** for the duration of your studies.
15. **Comply with all other U.S. federal and state laws**, such as never driving while intoxicated and never carrying a weapon.
16. Comply with all other University of New Haven academic and conduct policies.

GETTING SETTLED

As you prepare to begin your studies at the University of New Haven, you likely have many questions about getting set up with the resources and accommodations that you need to live and be successful at the University of New Haven. In this section, we will provide you with some answers to frequently asked questions international students have before they arrive.



TOPICS INCLUDE:

- On-Campus Housing
- Off-Campus Housing
- Shopping
- Weather in Connecticut
- Setting up a Bank Account in the U.S.
- Getting a Cell Phone

HOUSING

Once you have received your visa and confirmed your commitment deposit, it is time to decide where you will live. You can choose to live in University-sponsored housing or to find your own housing. Information about University-sponsored housing for both undergraduate and graduate students can be found on the web pages of the [Office of Residential Life](#). Navigate the "Section" menu at the top left corner of the page.

While off-campus housing may seem more economical, there are many benefits of living in University-sponsored housing:

- **Convenience**– Location cuts down on travel time and transportation expenses. Residents in the University-sponsored apartments in downtown West Haven have access to a regular free shuttle service
- **Simplicity of Payments** – Utilities including internet are included in the price, so you have one payment rather than multiple bills for rent, utilities (electricity, gas, water, trash removal), internet access, and meals.
- **Security**- Campus Safety officers patrol the facilities daily and are available if needed.
- **Maintenance**- Campus facilities staff maintain the property in good shape and respond quickly to make repairs if needed. This includes snow removal in the winter.
- **Residential Life Staff**- Community supervisors are trained professionals who are always accessible to help you connect to support services, fun programming, and help with roommate conflicts, etc.

GRADUATE ON-CAMPUS APARTMENTS

The University of New Haven offers two options for [graduate student housing](#) sponsored by the University. The Atwood is located just across the street from the northeast end of our campus, approximately 0.2 mile from the entrance to campus. Savin Court apartments are located approximately 1.5 miles from campus, accessible by University shuttle.



[The Atwood Luxury Apartments](#)



[Savin Court Apartments](#)

HOUSING



UNDERGRADUATE ON-CAMPUS HOUSING

Living on campus and benefiting from all that campus has to offer is an integral part of the college experience. The University of New Haven has many residence halls and the Office of Residential Life makes sure that all residential students are not only safe but also having fun and enjoying themselves in a safe and healthy manor.

Resident Assistants (RAs) are involved and dedicated students on the Residential Life staff that work hard to bring the students within the building together, create new connections, and provide support with any questions or problems they may face.

Students can view the residence halls on the [Office of Residential Life website](#). First-year undergraduate students may also choose to live in a "Living Learning Community" (LLC) based on their academic program. LLCs take the learning outside the classroom as you participate in field trips, guest lectures, service-learning projects, barbecues, and much more.

International undergraduate students may choose to live off campus, but it is not recommended because it can be quite more complex than expected. For example, commuting to campus can be a burden, and instead of paying one basic fee at the beginning of the year, you must keep up with monthly rent, utilities, and security deposits. Costs can add up really quickly and end up being more expensive. Finally, there is a smaller community of peers. Instead of having a whole residence hall (or campus for that matter) full of people to meet and interact with, your off-campus community could consist of your roommate, existing friends, and your neighbors.

OFF-CAMPUS HOUSING

If you prefer to live off-campus, we encourage you to begin researching as early as possible prior your arrival in the United States. The University of New Haven does not offer temporary housing, so if you have not confirmed your housing prior to arrival, you may need to stay in a local hotel or with friends until you secure off-campus housing.

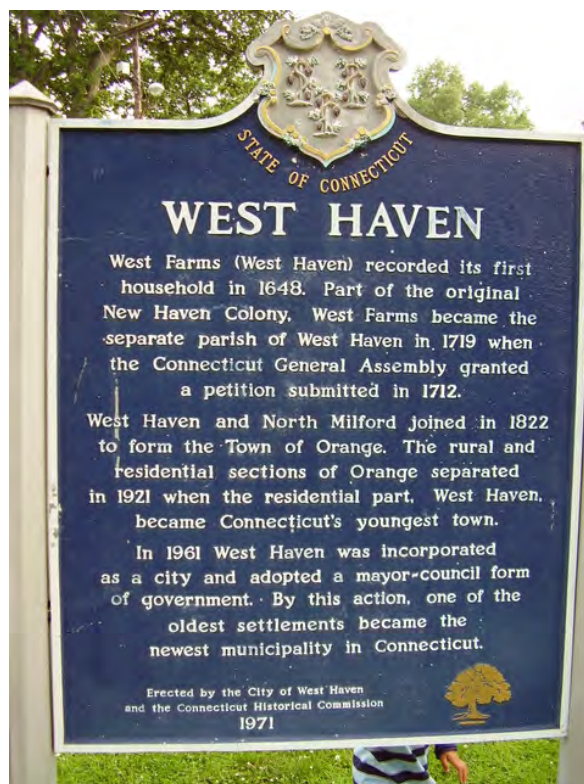
When searching for off-campus housing, it is important to know that the average monthly rent for a one-bedroom apartment in this area of Connecticut ranges from \$850+ to \$1,500+ per month. Expect to pay more than \$1,000 for a 2-bedroom apartment and \$1,400+ to \$1,650+ for a luxury apartment. One bedroom apartments usually house 1 to 2 people, and 2-bedroom apartments usually house 2-3 people. Additional expenses to consider are transportation and meals. Students living off-campus can explore commuter meal plans to be able to eat meals on campus.

The ISO has prepared an **On-Campus Housing Guide for International Students** that can be found on the [ISO Housing Page](#) on MyCharger. We strongly recommend that students planning to live off-campus review this resource which includes information on finding housing, signing a lease, roommates, security deposits, and renters' legal rights.

LOCAL APARTMENT SEARCH ENGINES:

- [Jump Off Campus](#)
- www.zillow.com
- www.apartmentfinder.com

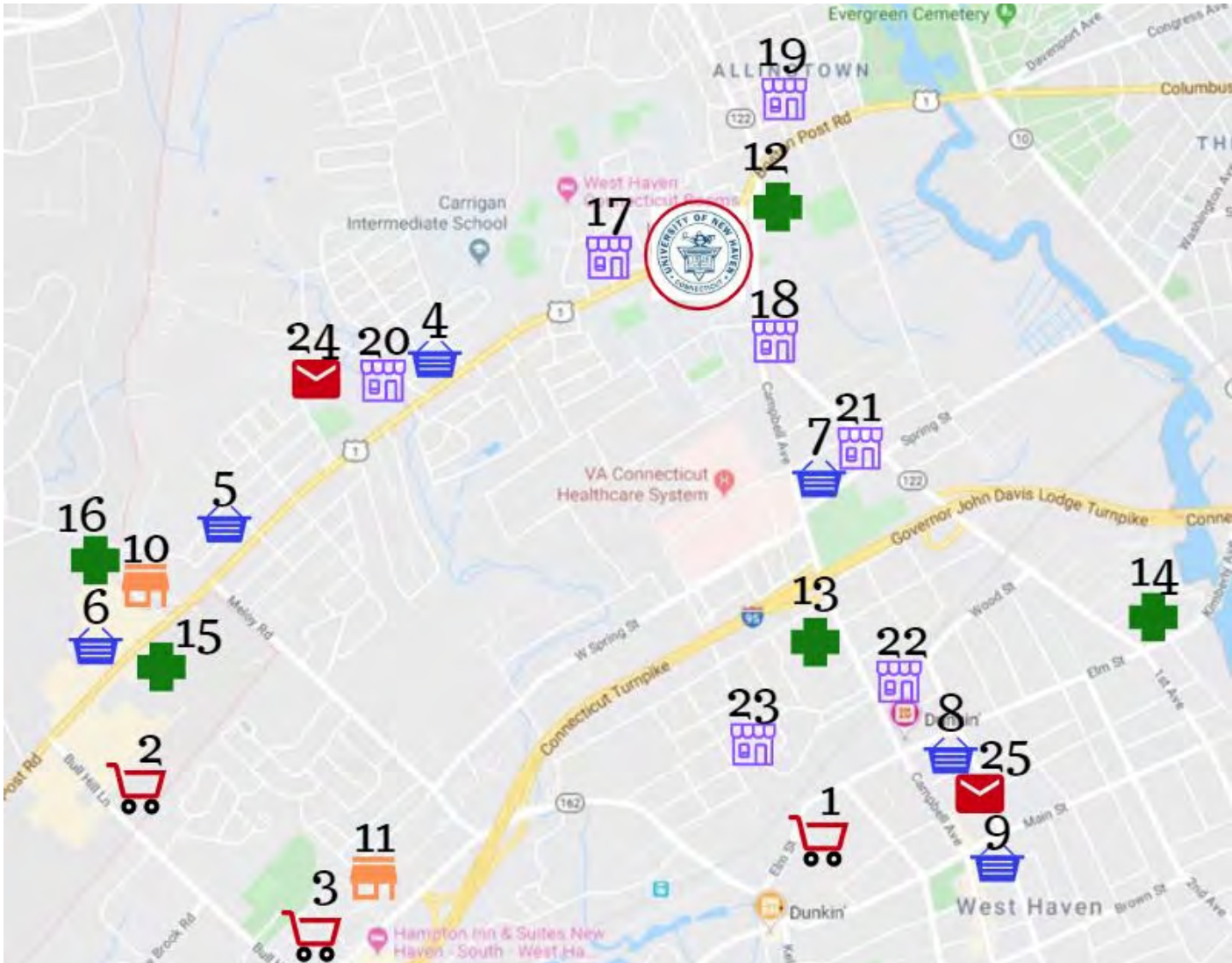
Please note that these search engines are not operated by the University of New Haven. You are responsible to inspect the property to see if it is acceptable to your standards. We suggest you check online reviews on Google or Yelp.



SHOPPING

The town of West Haven that surrounds the University of New Haven has a large number of shops within walking distance from campus. The University of New Haven offers a variety of transportation options that allow students to explore the Greater New Haven and West Haven areas - most, free of charge. The CT Transit bus system also has several routes in West Haven, making it convenient to get to local stores. The map below lists some shopping options within a 2 mile radius of campus. Please note that while it is quite detailed, this is not an exhaustive list of shops in the area. You can refer to the key below and the next page for more information.

SHOPPING



SUPERMARKETS



SUPER STORES



CONVENIENCE STORES



SPECIALTY MARKETS



PHARMACIES



POST OFFICES

SHOPPING



SUPERMARKETS

1. Stop and Shop (460 Elm St.) 1.6 miles from campus
West Haven Shuttle line/ 265 bus
1. ShopRite of Orange (259 Bull Hill Ln, Orange) 2.1 miles from campus
Post Road/Mall Shuttle line- weekends/ 261 bus
3. ALDI (535 Saw Mill Rd., Orange) 2.4 miles from campus



SPECIALTY MARKETS

4. Halal Market & Restaurant (715 Boston Post Rd.); Makkah Halal Market (702 Boston Post Rd.) 0.6 miles from campus
Post Road/Mall Shuttle line- weekends/ 261 bus
5. Hong Kong Market (1055 Boston Post Rd.) 1.2 miles from campus
Post Road/Mall Shuttle line- weekends/ 261 bus
6. India Farmer's Market (100 Boston Post Rd.); Bharat Bazaar Farmer's Market (81 Boston Post Rd., Orange) 1.9 miles from campus
Post Road/Mall Shuttle line- weekends/ 261 bus
7. Krauszer's Food Store (911 Campbell Ave.) 0.6 miles from campus
West Haven Shuttle line/ 265 bus
8. Istanbul Import Market (605 Campbell Ave.) 1.3 miles from campus
West Haven Shuttle line/ 265 bus
9. African Queens Market (491 Campbell Ave.) 1.6 miles from campus
West Haven Shuttle line/ 265 bus



SUPER STORES

10. Target (25 Boston Post Rd., Orange) 1.9 miles from campus
Post Road/Mall Shuttle line- weekends/ 261 bus
11. Walmart (515 Saw Mill Rd.) 2.4 miles from campus



PHARMACIES

12. CVS (252 Orange Terrace) 0.4 miles from campus
13. West Haven Pharmacy (764 Campbell Ave.) 1 mile from campus
West Haven Shuttle line/ 265 bus
14. Rite Aid (70 Elm St.) 1.4 miles from campus
15. Walgreens (54 Boston Post Rd, Orange) 1.9 miles from campus
Post Road/Mall Shuttle line- weekends/ 261 bus
16. CVS (25 Boston Post Rd, Orange) 1.9 miles from campus
Post Road/Mall Shuttle line- weekends/ 261 bus



CONVENIENCE STORES

17. Family Dollar (1055 Old Orange Ave.) 0.3 miles from campus
18. 7-Eleven (1089 Campbell Ave.) 0.3 miles from campus
19. Family Dollar (163 Boston Post Rd.) 0.5 miles from campus
20. Dollar General (743 Boston Post Rd.) 0.6 miles from campus
Post Road/Mall Shuttle line- weekends/ 261 bus
21. Food Market (818 1st Ave.) 0.6 miles from campus
West Haven Shuttle line/ 265 bus
22. Sam's Food Stores (665 Campbell Ave.)
Brito's Grocery (559 Campbell Ave.) 1.2 miles from campus
West Haven Shuttle line/ 265 bus
23. York Street Market (185 York St.) 1.3 miles from campus



POST OFFICES

24. U.S. Postal Service (75 Farwell St.) 1.2 miles from campus
Post Road/Mall Shuttle line- weekends/ 261 bus
25. U.S. Postal Service (589 Campbell Ave.) 1.4 miles from campus
West Haven Shuttle line/ 265 bus

WEATHER IN CONNECTICUT

West Haven's climate is variable throughout the year. [Linked here](#) is a chart that provides average temperatures and precipitation by month to give you an idea of what to expect. It is helpful to dress in layers or have a variety of clothes handy for unexpected heat, cold, rain, or snow. Connecticut's weather is classified into four seasons.



FALL OR AUTUMN (SEPTEMBER- NOVEMBER)

Typically breezy and mild with some rain. Temperatures usually rise during the day and cool down at night.



WINTER (DECEMBER- FEBRUARY)

Can be snowy and cold, or mild. Your winter clothing should include warm sweaters, winter coats, hats, gloves, sturdy boots, and thick socks.



SPRING (MARCH-MAY)

Can be quite rainy, though temperatures are starting to warm up to a milder range.



SUMMER (JUNE- AUGUST)

Temperatures really start to warm. The early part of the season is mild with sunny days. As the summer progresses, be prepared for hot and humid days.

CLOTHING FOR NEW ENGLAND


You will need appropriate clothing and shoes for a New England winter. It is best to purchase those items once you have arrived in West Haven. Winter can be notoriously cold, so we have compiled this list of essentials for you.

OUTERWEAR

- Gloves/mittens, scarf, warm hat
- Warm, waterproof winter coat
- Warm, waterproof boots (with good traction for snow and ice)

INNERWEAR

- Long-sleeved shirts
- Sweaters or fleece sweatshirts
- Warm socks (wool is a good choice)
- Thermal/long underwear, leggings (to wear under trousers)
- Flannel or fleece pajamas



SETTING UP A BANK ACCOUNT IN THE U.S.

Opening a bank account in the United States will be much easier to manage your finances and cheaper than withdrawing money from a foreign bank account. You can also pay your bills online and use credit cards without large international banking fees. There are two types of bank accounts in the U.S.:

- **Checking Account** – Great for day-to-day expenses. A checking account lets you make numerous withdrawals and unlimited deposits. You can use your checking account for living expenses, daily transactions, and paying bills. Many banks will offer online and mobile banking, so you can manage your money 24 hours a day.
- **Savings Account** – Perfect if you want to save money. A savings account requires a minimum deposit and provides a modest interest rate of return. Savings accounts are generally for money you don't intend to use for daily expenses. A savings account is also likely to have a limited number of free transfers/transactions.

How to choose a bank:

Every bank in the US offers different services to students. Make sure you read the account information carefully so you're fully aware of what service fees they charge.

Most students at the University of New Haven find it convenient to link their bank account electronically through their automatic teller machine (ATM) debit card. Usually banks will not charge extra fees when you are using your bank's ATM. When you use an ATM in a store or at other banks, you may be charged an extra transaction fee. Online account management and bill pay is standard, so make sure you understand how to set up this important service.

Important questions to consider when choosing a bank:

- What's the minimum balance required on the account?
- Are there extra fees if the balance goes below the minimum?
- What are the monthly service fees?
- Are there transaction limits?
- Does the bank offer online and mobile banking?
- Are there international transaction fees?



SETTING UP A BANK ACCOUNT IN THE U.S.

DOCUMENTS YOU WILL NEED:

- Your Passport
- I-20 or DS-2019
- I-94 Form (Obtained at <https://i94.cbp.dhs.gov/I94>)
- Your University of New Haven student ID card
- Full-time enrollment letter from the ISO requested from MyCharger. Please allow 5 business days for the ISO to process your request.

IMPORTANT THINGS TO KNOW WHEN USING YOUR BANK ACCOUNT:

- You may be asked for your Social Security Number (SSN). F-1 students are not eligible for a SSN unless they have been offered an on-campus job or are in a period of work authorization. A SSN is not required to open a bank account, but it is required for a U.S. credit card.
- If you wish to deposit money into your account, you can take cash to the bank, mail a check to the bank, use a mobile app or an authorized ATM. Never mail cash to your bank.
- Be sure to have adequate funds in your account when you write checks or use a debit card. Spending more money than you have available can be very expensive. There may be overdraft fees charged by both the bank and the vendor.
- You should watch your monthly online statement carefully to see that all transactions are parallel to your deposits and withdrawals.
- Never sign a personal check before you are ready to use it and never give someone a check with just your signature on it.
- It is very unsafe to carry large amounts of cash at any time or to keep large sums of money in your apartment.

Three banks with branches near University of New Haven campus:

Bank of America
420 Campbell Ave.
West Haven

Wells Fargo
597 Campbell Ave.
West Haven

TD Bank
636 Campbell Ave.
West Haven

CELL PHONE OPTIONS

To avoid expensive roaming fees, it is a good idea to purchase a U.S. based cell-phone plan upon arrival in the U.S.

You have three choices for cell phone plans:

1. Using an unlocked cell phone from home and purchasing a new SIM card in the U.S.
2. Buying a new phone and setting up a pre-paid plan to pay as you go
3. Buying a new cell phone and setting up a contract plan to pay monthly



Option 1: Using an unlocked cell phone from home and purchasing a new SIM card in the U.S.

If you have an unlocked phone, campusSIMS is a great option for purchasing a new SIM card. The International Services Office has a supply of campusSIMS cards that you can pick up once you arrive and set up your plan via a downloaded app or online.

Option 2: Buying a new phone and setting up a pre-paid plan to pay as you go

A pre-paid plan is a more expensive option in terms of overall value but can be good if you are in the U.S. for a limited time or do not expect to use your phone much. You purchase the phone, which is usually rather expensive (at least \$50-60 for the simplest models), then purchase minutes as you go. It does not require a contract.

Option 3: Buying a new cell phone and setting up a contract plan to pay monthly

Contract phones require that you buy a phone from the specific company. You must also sign an agreement for a one or two-year plan. This will mean that once every month you will receive a bill for the use of the service. Contract plans generally require either a Social Security number or a credit check, which most international students cannot provide. T-Mobile is one carrier that does not require a contract, nor deposits or a credit check to set up a contract, which makes it a great option for international students

CELL PHONE OPTIONS

There are several cell phone providers located near the University of New Haven campus. Shop around, compare rates and services, and consider several important factors before you decide on a provider.

Important questions to consider when choosing a phone plan:

- Are pre-paid plans available and is this a good option for you?
- What are the rates for calls, text messages, data transfers, etc.? Keep in mind cell phones in the U.S. charge for both incoming and outgoing calls and texts. There is usually an additional fee if you want to include wireless internet on your phone plan.
- Is a deposit required to sign a contract? Will it be returned in full at the end of your contract?
- If you have to terminate a contract early, will you be charged a penalty or lose your deposit?
- Are you able to use your own phone or required to purchase a new phone? If you plan to use your own phone, be sure to obtain the code needed to “unlock” your phone for use abroad.

Cell phone service providers near University of New Haven campus:

AT&T

91 Boston Post Rd.
Orange, CT

T-Mobile


577 Campbell Ave.
West Haven, CT

Sprint

125 Boston Post Rd.
Orange, CT

Verizon Wireless

16 Boston Post Rd.
Bull Hill Plaza Center
Orange, CT



HOW TO DIAL

For calls within Connecticut in the New Haven local area, simply dial the area code 203, then the 7-digit phone number. For calls outside the 203 area code, dial the area code and the 7-digit telephone number.

TRANSPORTATION



The University of New Haven is conveniently located in the town of West Haven, Connecticut, where there are several transportation options available to students. We encourage you to review the summary below, explore the routes and websites linked to make sure you feel confident that you know how to get where you want to go once you arrive in the U.S. If you are planning to get a driver's license in the U.S., we will provide more information about the process during Orientation.

SHUTTLES:

- [University of New Haven Shuttle & Courtesy Van](#) (More information on page 22)

BUSES:

- [CT Transit](#) (More information on page 23)

TRAINS:

- [Metro North](#)
- [Amtrak](#)
- [Shoreline East](#)
- [Hartford Line](#)

RIDE SERVICES:

- [Uber](#)
- [Lyft](#)

AIRPORT SHUTTLES:

- [University of New Haven airport shuttle](#) (Inquire with the Admissions Office)
- [Red Dot Airport Shuttle](#)
- [Go Airport Shuttle](#)
- [Connecticut Limousine](#)

SHUTTLE SERVICE

The University of New Haven provides a robust system of shuttles to help students, faculty, staff, and visitors navigate travel quickly between University-sponsored parking lots, main campus, local railroad and bus stations, downtown New Haven, and points west of campus on Boston Post Road, including major shopping centers.

Detailed information about the routes and shuttle stops summarized below can be found on the [University of New Haven transportation website](#) or on the [myCharger transportation and shuttle services website](#).

SHUTTLE ROUTES:

- North Loop Shuttle
- South Loop Shuttle
- Campus Inner Loop – Courtesy Van
- The Atwood Apartments/Care Lane Courtesy Van Service
- After-Hours Campus Courtesy Van Service
- Apartment Shuttle and Courtesy Van Service
- Post Mall Shuttle
- Downtown New Haven Shuttle (2 Shuttles)
- Orange Campus Courtesy Van Service
- West Haven and New Haven Train Stations – Shuttle and Courtesy Van Service



SHUTTLE TRACKER

Visit shuttle.newhaven.edu to access the University of New Haven shuttle tracking service at any time from any device. This helps prevent wasted time standing at a shuttle stop and more time to do what you want to. The shuttle tracking software uses live GPS tracking to allow users to view real-time vehicle locations. The live map shows the current location of all vehicles on route and provides an estimated time of arrival. Vehicle locations are updated every few seconds, and route and vehicle icons are color-coordinated on the map for easy identification.

CT TRANSIT BUSES


CT Transit is the public bus system in Connecticut. It has many convenient routes available and extends beyond the service of the University of New Haven shuttle routes. You can view more information, maps, and fares on the [CT Transit website](#).

The University of New Haven is located on the route of the 261 bus, which travels along Boston Post Road and the 265 bus, which travels along Campbell Ave.



CHARGERGO PASS

The ChargerGo Pass is a special transportation pass for University of New Haven students that is valid for unlimited trips during each semester on all CTtransit local buses. ChargerGo is available only for students who do not have a parking permit. ChargerGo bus passes are \$40 per semester and are only available to students during the fall and spring semesters. You can find more information about ChargerGo Passes on the [Transportation Services webpage](#) on myCharger.



ADJUSTING TO LIFE AT UNIVERSITY OF NEW HAVEN



The University of New Haven was founded on the Yale campus in 1920 and became New Haven College in 1926. Its aim then was to provide a new higher education opportunity to adult learners in the post-World War I Era. In 1960, the university moved from New Haven to its current West Haven location. Ten years later it changed its name to the University of New Haven, and now includes five schools and colleges:

- College of Arts and Sciences
- College of Business
- Tagliatela College of Engineering
- The Henry C. Lee College of Criminal Justice & Forensic Sciences
- School of Health Sciences

Today the University has a population of over 6,000 students including more than 700 international students from 67 countries. The University offers over 100 areas of study, including full and part-time study in both graduate and undergraduate programs. The campus has at least 25 major buildings on over 78 acres of land and offers courses online at our satellite centers.

ACADEMIC DIFFERENCES

As an international student, studying in a U.S. American classroom can be a life-changing experience. You will be able to express yourself freely, make friends, build your confidence and challenge your friends and professors on topics in class. Many international students find very noticeable differences between classroom culture in the U.S. and in their home countries.

1. ACADEMIC STRUCTURE

An undergraduate student usually enrolls in four or more 3-credit courses a semester in order to maintain full-time (12 credits) standing. Graduate students usually enroll in three (3 credit) courses a semester in order to maintain full-time (9 credits) standing. You will be assigned a Faculty Advisor who will assist you with choosing your courses, discuss your overall academic plans, and answer any general academic questions.

2. CLASSROOM PROCEDURES

During the first week of classes, the instructor will hand out a syllabus, which will outline the course objectives, required textbooks, chapters to be covered, due dates for assignments, attendance policy, and the grading policy. The syllabus will include the instructor's office location and contact information. One major difference students find is that grades are based on weekly assignments, papers, and projects rather than on exams only.

3. EXPECT DIVERSE TEACHING STYLES

Professors may use lecture, class discussion, or both. Most classes meet on a regular schedule once, twice, or three times a week. The teaching style of the professor can determine the amount of student participation in each class. Some instructors prefer a more formal style of lecture with a possible question and answer period at the end. Others prefer a more conversational style and encourage interaction throughout the class. When expressing your views in class, be ready to share, explain, and possibly defend your ideas in a respectful manner.

4. ASK IF YOU DON'T UNDERSTAND

If a student is confused about something in the class, it is expected that he or she will ask the professor before or after class. If the issue requires a longer conversation, the student may make see the professor during office hours. In U.S. academic culture, there is no shame associated with not understanding something in the course, even if it has been presented in a class lecture. Professors respect students who work hard towards fully understanding the material, so don't wait until just before the exam to seek clarification. Ask as soon as you realize that you don't completely understand the material.

ACADEMIC DIFFERENCES

5. ATTENDANCE MATTERS

Your course instructor will inform you of the attendance policy at the beginning of the semester. Regular attendance is expected of all students. It is likely that attendance will affect your grade. Missing more than two classes or being excessively tardy could result in a lowering of your final course grade. If you must miss a class, email your professor before the class meets to let him/her know of your absence.

6. CLASS PARTICIPATION

Many professors encourage class participation and often expect it. In some courses, it is a part of the overall grade. If you feel hindered to participate because of your English proficiency, we strongly advise you to discuss this issue with the professor and the International Student Advisor.

7. UNDERSTAND ACADEMIC INTEGRITY

Academic integrity is one of the most important concepts to understand in U.S. academic culture. Even innocent violations can have very serious effects on your academic career. The consequences for cheating, plagiarism or other academic misconduct can range from being given a failing grade on a paper, exam, or course, to being suspended from the university, or worse yet, you could be asked to leave permanently. Keep in mind that failure to maintain your full-time student status impacts your immigration status, too. More information about academic integrity and policies can be found in the [Academic Catalog](#).

You will likely encounter these academic differences and perhaps others, too. There are many offices and departments at the University of New Haven that are dedicated to helping students succeed. You will learn more about resources like the Writing Center and the Center for Learning Resources (CLR) at Orientation. Their services are free and students are strongly encouraged to take advantage!



STUDENT ACTIVITIES



The ISO and Recognized Student Organizations host international cultural activities throughout the year, including Saudi National Day, Diwali, Lunar New Year, and Ramadan.

The International Festival, known as "I-Fest," occurs in the spring at the University of New Haven. The International Festival is a celebration of the diversity that exists on campus, with displays, food and entertainment from many countries, clubs and organizations. The International Student Association invites you to participate in this grand event in any way you can, whether it's dancing, setting up, serving food or planning. You won't want to miss one of the biggest and best attended events on campus!

CHARGER CONNECTION

The University has more than 150 student clubs and organizations. The Center for Student Engagement, Leadership and Orientation (CSELO) fosters campus community through programs, resources, and opportunities for involvement that advance student learning and prepare students for success in the global community. Students can access [Charger Connection](#) on myCharger for a list of all student organizations and events happening on campus!

BECKERMAN RECREATION CENTER

The Beckerman Recreation Center is free for students with your University ID card, and offers fitness equipment and classes, a racquetball court, a running/walking track, two full size activity courts (basketball/volleyball/badminton) and intramural team sports. The Rec Center offers a juice bar and use of iMac computers. For more information and hours, visit the [ChargerREC website](#).



ON-CAMPUS EMPLOYMENT


All F-1 students are permitted to work on-campus at University of New Haven part-time while school is in session and full-time during the summer and official school breaks.

- Employment is limited to 20 hours per week while school is in session.
- Employment can be more than 20 hours per week during the summer and official school breaks.
- On-campus employment may only occur between the program start date and the end date on a Form I-20.
- If you obtain paid on-campus employment, you must apply for a Social Security Number. For instructions on how to apply, please review the information on the ISO MyCharger page or contact iso@newhaven.edu.
- J-1 students must receive written authorization from the ISO or their program sponsor prior to beginning on-campus employment.
- F-1/J-1 students hired for an on-campus position must complete the necessary hiring paperwork with University of New Haven's Human Resources office prior to beginning work.

WHERE TO FIND AVAILABLE ON-CAMPUS POSITIONS

On-campus positions are limited, so on-campus employment is not guaranteed. Most departments will require you submit an application online, including your resume and cover letter. Some positions may also include an interview. To view the available positions:



- Go to MyCharger and click the  icon on the main toolbar or the Career Development Center in Student Resources.
- Then, click Login to Charger Link on the right side of the page.
- You will be prompted to create an account.
- You may also upload your resume/CV.
- Once you have created your profile, you can select "Position Type" drop-down menu and select "On-Campus Employment."
- You can view the various open positions and apply within Charger Link.

WELCOME!

The International Services Office is a great resource for you throughout your time at the University of New Haven. Please contact us with any questions, concerns, or ideas.

Once again, welcome to the University of New Haven community!

INTERNATIONAL SERVICES OFFICE

Office location: 19 Ruden St., Lower Level, West Haven, CT 06516

Email: iso@newhaven.edu

Phone: +1-203-932-7475

Website:

<https://www.newhaven.edu/student-life/diversity-inclusion/international-services/>

MyCharger:

<https://mycharger.newhaven.edu/web/mycharger/international-services>

ISO STAFF



Kathy Kautz de Arango
Executive Director (PDSO)
kkautz@newhaven.edu
203-932-7338



Dustin Baltis
SEVIS Coordinator (DSO)
dbaltis@newhaven.edu
203-932-7408



Tammy Chapman
Administrative Assistant
tchapman@newhaven.edu
203-932-7475



WELCOME!